

Referenční stavby

Zámek Mělník



Riga Domus



Hrad Karlštejn



Kostelík Hořtka



Hamr v Dobřívě



Stati-CAL®



Mikropiloty
STATI Pile

Výztuže a táhla
Stati BAR



Statical s.r.o.
Ohradní 1087/61a
14000 Praha 4

E-mail: statical@statical.cz
www.statical.cz

Provozovna:
Jateční 1778/43
40001 Ústí nad Labem

tel: +420 475 208 222
fax: +420 475 208 220



statical.eu



naskenujte tento
kód smartphonem




Stati BAR

Seamless applications
Stainless steel materials
Spiral shape
Unique system of grouts
Application in slots or bores

Advantages of the system

- 1) Fast installation
- 2) Keeping the structure natural movements
- 3) Prestressed material
- 4) No additional tension loaded in structure
- 5) No disturbance of using building while is repaired

1



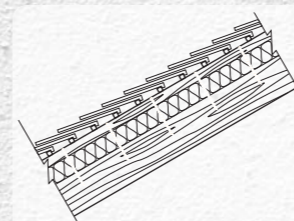
Beaming in solid walls

2

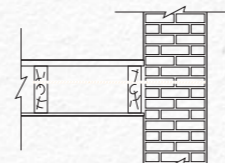


Repairing brick arch structures – barrel beams

Stati-CAL system:



Securing timber counter battens, through insulation, in pitched warm roof constructions



Reconnecting of the external wall into side of joist

STATI Bar and STATI Tie are part of the StatiCAL system, which is designed for structural repairs of the damaged buildings. Very important part of the StatiCAL system is micropiles STATI Pile.

For information here is more from the product range

- STATI Pile 60 and 100mm
- StatiCAL 30N – two part injection grout on cementitious base for bar application to the wall
- Self expand, tixotropic, applicable by hand extraction gun up to 2m
- StatiCAL L two part grout for use in very soft historic masonry
- ResiSTAT EASF – two part chemical anchoring resin
- ResiSTAT winter - two part chemical anchoring resin for winter application up to -18 °C



Applications of the System StatiCAL is designed for static repair of all types of buildings. From historical buildings to modern buildings, from residential through traffic.

We take as a model the shape of the basic building block of organic material and thanks to the unique technology of forming stainless steel we give shape of DNA into our DNA bars. Through this shape we ensure their unique functionality in inorganic structures, for transfer of the bar features we are using a specially designed grout.

The use of the STATI Bar system is based on the assumption that each building has a certain amount of movement within cer-

tain dimensions. When we do the repair of the collapsed building we allow movement thanks to the shape of the bar, enable this movement while stabilizing the building.

In the production of this bar we change the inside structure of the edges. They are hardened, but the core remains soft. Thanks to these two parts are twisted against each other, this twist generates prestressed material. This is one of the major attributes of these bars. Bars are prestressed without bringing it into the building additional tension, which may cause unsuitably towards the damaged wall. Bar is tensioned by the whole length, which brings another advantage over traditional methods. Bar by whole length, which is glued to the wall reacting.

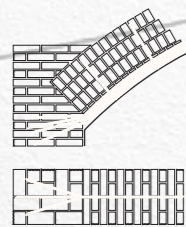
StatiBAR ties are made from stainless steel material in sections 4.5 - 6 - 8 to 10 mm, in lengths from 50mm to 10m.

Installation of anchor and ties is very friendly to the masonry, literally „invisible“ and with minimal disturbance to normal house operations. Most of the repairs being made from the outside of the building.

Bars are installed in grooves with a width of about 10mm and a maximum drilled bores are about the size of 14mm. Slots can reach a depth of up to 140mm, it may not case of removing thick plaster, which can be historically valuable or simply do not want to do all the new plaster on the facade. On brickwork or stone facade is application to the joints.

More than 20 years of experience in Europe and Asia make our system one of the most effective in strategy of structural repairs.

2



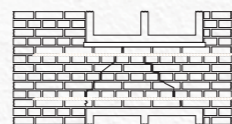
Repairing brick arch structures – barrel beam end fixing

3



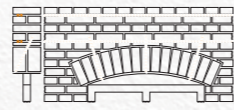
Repair of brick quoins in random stone walls

5



Repair of failed lintels in solid walls

7



Repair of failed brick arch lintels